



## Custom Appliqué & Sports Lettering System

**Reduces costs**  
**Boosts output**  
**Increases profit**

- ▶ **Easy to use**
- ▶ **Cuts up to 700 pieces per hour**
- ▶ **Creates sew disk instructions**
- ▶ **Cuts a wide variety of materials**
- ▶ **Connects to a PC just like a printer**
- ▶ **Works with popular drawing and embroidery programs**



**Ioline 300 System**

# WOW your customers

... and keep them coming back

- ▶ **Deliver finished goods faster. There's no wait for pre-cut graphics nor left-over inventory.**
- ▶ **Create custom designs quickly and economically.**
- ▶ **The Bears have a new shortstop? No problem. Cut and sew little Jimmy's name on the spot—and pocket a profit.**
- ▶ **Catch customers' eyes with unique combinations of color, texture and pattern.**
- ▶ **Offer affordable large designs. Customers appreciate the more comfortable fit and improved launderability. And you save valuable production time and stitches.**

Customers love the look of appliqué for its more original and eye-catching appearance. Now you can create custom letters and decorative apparel graphics affordably in your shop using the Ioline 300 System.

The 300 System cuts twill, heat transfer material, ultra suede, even many fabrics found at the neighborhood sewing store. WOW your customers with designs from simple to sophisticated.

- ▶ Retain control over lead time, waste and production
- ▶ Quickly create affordable samples that help close orders
- ▶ Build loyalty and word-of-mouth referrals by tailoring designs for your customers
- ▶ Produce more products in less time with more profit

You don't need to be an artist to take advantage of the 300 System. Use existing graphic templates or create custom designs in CorelDraw!™, Adobe Illustrator™ or your embroidery program. The Ioline 300 System creates sew instructions for most embroidery machines, including: Tajima, Melco, Barudan, Toyota, and Brother. The 300 System is virtually maintenance-free and easy to use. It hooks up to your PC just like a printer.

The 300 System has a rugged industrial design that performs day in and day out and comes with a lifetime free customer support commitment. At 75% less than the price of a laser cutter, Ioline customers often say the 300 System is one of the best investments they ever made in their business.

**"One of the best investments I've made."**

— J.D. Lettering & Sportswear  
Minnesota

**"Learning is a breeze. I was cutting the day [my system] arrived."**

— Just in Stitches  
Minnesota






**Double your output**

**Half the time**

**Half the stitches**



# Custom designs in 5 easy steps

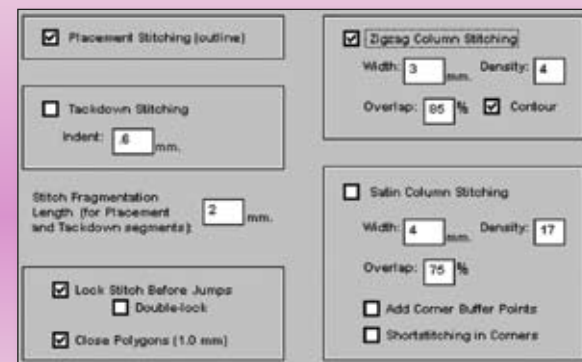
1	2	3	4	5
				
<ul style="list-style-type: none"> <li>Select a stock design or create your own in a vector-based drawing program like Adobe Illustrator™, CorelDraw™, or your embroidery software.</li> </ul>	<ul style="list-style-type: none"> <li>Import the design into Ioline's 301 Software and select the number of copies to cut.</li> </ul>	<ul style="list-style-type: none"> <li>Cut the design on the 300 System cutter. It's as easy as sending a file to a printer.</li> </ul>	<ul style="list-style-type: none"> <li>If you plan to embroider the final design, you'll want to create sew instructions in the 301 Software. Choose placement, tack-down, zig zag or satin outline stitches and select stitch density, width and edge overlap. Import into your embroidery program, and set fill stitches, if needed.</li> </ul>	<ul style="list-style-type: none"> <li><b>Embroidery:</b> Sew the placement stitches and position the appliqué pieces for easy sew-down with stitch files created in 301 Software.</li> <li><b>Sewing Machine:</b> Position the appliqué pieces and sew down.</li> <li><b>Heat Transfer:</b> Position the appliqué pieces and press on to the fabric.</li> </ul>

## How to make sew disks

Ioline 301 Software provides stitch editing capabilities and creates outline stitch instructions for your embroidery machine. A typical 2-color

design (shown at below, left) can be completed in 5 minutes—as much as 20 to 50 minutes faster than with other digitizing programs.

A tutorial (included on the installation disk) steps you through the process in two hours or less. After-sale support is also available at no charge.



1. Import a stock design or an outline created in a vector-based drawing program (like Adobe Illustrator™ or CorelDraw™) The design above takes about 2½ minutes to create.

2. Check your desired stitch styles: Placement, tack-down, zig zag, or satin. Use pre-set values for stitch width, density and edge overlap—or adjust values as desired. The 301 Software creates the stitch patterns automatically.

3. Need to modify stitches? Use the 301 Software editor to set color change codes, move stitches, convert jumps to trims, or add and delete lock stitches. Select your desired embroidery format (Tajima .DST, Melco .EXP, etc.) and the 301 automatically creates a sew disk.

Included with Ioline 300 Cutter!

Compare the difference



Embroidered



Appliquéd

75% more profit!

COSTS*		
84,658	Stitch Count	13,498
2 hours, 10 mins.	Run Time	20 mins.
5 – 10 days delivery	Digitizing Time	No delay
\$4.00	Digitizing Fee	\$0
\$0	Fabric/Consumables	\$0.54
\$7.50	Embroidery Cost	\$1.00
\$10.00	Heavy Sweatshirt	\$10.00
<b>\$21.50</b>		<b>\$11.54</b>
PROFIT*		
\$36.00	Price to Reseller	\$36.00
-\$21.50	Cost of Goods	-\$11.54
<b>\$14.50</b>		<b>\$25.46</b>

\* Per unit cost based on 25-piece quantity



**“Cut our delivery time from one week to hours.”**

— Jammin California

**“We get better results with Ioline’s 300 System than with a laser or waterjet.”**

## Time-saving techniques



Cut up to 9 layers as a single “kiss-cut” graphic



Make split front designs simply and easily

\* The 350HF System is required to cut chenille; chenille board; thicker leather; and fleece, denim or felt over 2mm. Pile, flock and stretchy knit materials are uncuttable on either machine. Contact Ioline Corp. for more information on the 350HF System.

## Cut a wide variety of materials

The Ioline 300 System handles materials from silk to fine glove leather. While some fabrics cut well naturally, others require a heat or pressure-sensitive coating or heat-applied backing (sold separately by Ioline) to prevent edge fray or improve bonding to the sticky sheet on the cutting tray.

If there is any question, Ioline engineers are happy to test materials for you. Simply send us sample yardage and a digitized design or description and size of the type of graphics you wish to cut. Some thicker materials, while uncuttable on the 300 System, may be perfectly fine on our higher down force machine, the 350HF.\* We'll help you select the best solution for your needs.

Materials	Special Treatment
3M Reflectives Econoprint Thermo Flock Gorilla Grip™ Holographics Leather (thin) Suede: Ultra Stencils Thermo-FILM™ Thermo-FLOCK™ Thermo-GRIP™ II Vinyl	No treatment required
Felt: Sport Suede: Imitation, Sport Twill: Designer Lamay, Designer Plaid, Glacier, Metallic, Poly, Poly Pro, Pro, Sport/II, Stitch Saver	Requires a heat or pressure-sensitive coating
Cotton Denim (2mm or less) Faux Fur Felt (2mm or less) Fleece (up to 7 ounce) Nylon Silk Vinyl	Requires a backing or coating

300 Cutter	Metric	English
Cutting area	46cm x 76cm	18 in x 30 in
Footprint * Requires 9 in clearance front and back	61 cm x 92 cm	24 in x 36 in
Height	31 cm	12 in
Width	114 cm	45 in
Depth	61 cm	24 in
Weight	34 kg	75 lbs
Cuttable materials	Virtually any fabric up to .090 in (2.286 mm) thick	
Consumables	Sticky sheets (ultra-light, light, medium, super-tack), blades (#321 for lightweight mat'l., #322 for other materials)	
Throughput	3 in letters: 700 pieces/hour 4 in letters: 600 pieces/hour 6 in letters: 500 pieces/hour	
Connectivity	Connects to PC via serial or USB port	
Power Requirements	Universal power supply 90–264 VAC, 47–66 Hz (Meets CE specifications)	
Product support	Lifetime free support* * Local and long distance charges may apply	
Warranty	1-year parts and labor	

301 Software	
Operating System	Windows® 95, NT, 2000 or XP
Stitch editing capabilities	<ul style="list-style-type: none"> <li>Placement, tack-down, zigzag, and satin stitch</li> <li>Stitch width, density and overlap</li> <li>Change thread color</li> <li>Move, convert jump to trim, add or delete lock stitches</li> <li>Top or bottom start point</li> </ul>
Sew disk capabilities	Barudan® (.DAT, .0UI), Brother® (.DST), Happy® (.DST), Melco® (.EXP), Tajima® (.DST), Toyota® (.TOY), and others
Design software compatibility	Adobe Illustrator®, CorelDraw!®, Draw!Mate®, Melco®, Tajima®, Toyota®, and other embroidery software

**“Enables us to get jobs that others have to turn down.”**

— Special Effects Embroidery  
Texas

**“Cut my expenses in half. Now I don't have to wait for orders or worry if they're right.”**

— National Athletic Sportswear  
Indiana

## Grow your business

Develop niche markets: racetracks  
fraternity/sorority  
golf accessories  
resorts/restaurants  
weddings, fads  
and seasonal wear





Design & Manufacturing since 1984



Made in the U.S.A.

Specifications subject to change without notice. Ioline is a trademark of Ioline Corporation. All other trademarks and copyrights are the property of their respective owners.

Copyright © 2004 Ioline Corp.  
All rights reserved worldwide.  
(061407)

---

Ioline Corporation  
14140 NE 200th Street  
Woodinville, WA 98072 U.S.A.  
Toll-free: 1+800.598.0029 (U.S.A. and Canada)  
Tel: 1+425.398.8282  
Fax: 1+425.398.8383  
Email: [info@ioline.com](mailto:info@ioline.com)  
Web: [www.ioline.com](http://www.ioline.com)